

# Auto-Check Strip


## Quick Reference Guide



Note: To order CSAN® Pronto™ Auto-Check Strips, please contact CSAN® Order Desk at 1-866-669-2313

### 1. INTENDED USE

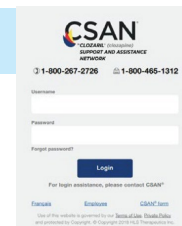
The **CSAN® Pronto™ Auto-Check Strip** is a reusable strip that includes white blood cell (WBC) and neutrophil graphic depictions in the appropriate aspect ratio and size. It includes three levels of WBC and neutrophil percentages (NEUT%) for different concentration counts. The CSAN® Pronto™ Auto-Check Strip is intended to verify the suitability of the CSAN® Pronto™ and is to be used with the CSAN® Pronto™ system only.



Level	Expected WBC Range (K/ $\mu$ L)	Expected Neutrophil % Range
Low	2.1–3.9	30–50%
Medium	7.0–10.1	50–70%
High	20.2–24.4	70–90%

### 2. ACCESS THE CSAN PATIENT CARE PORTAL®

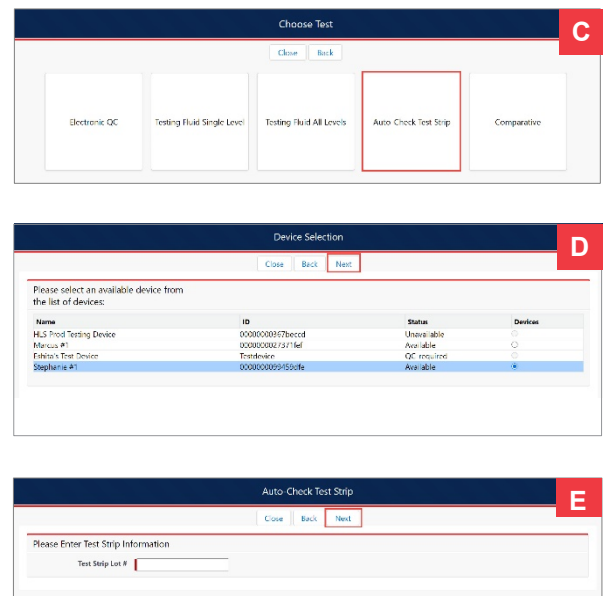
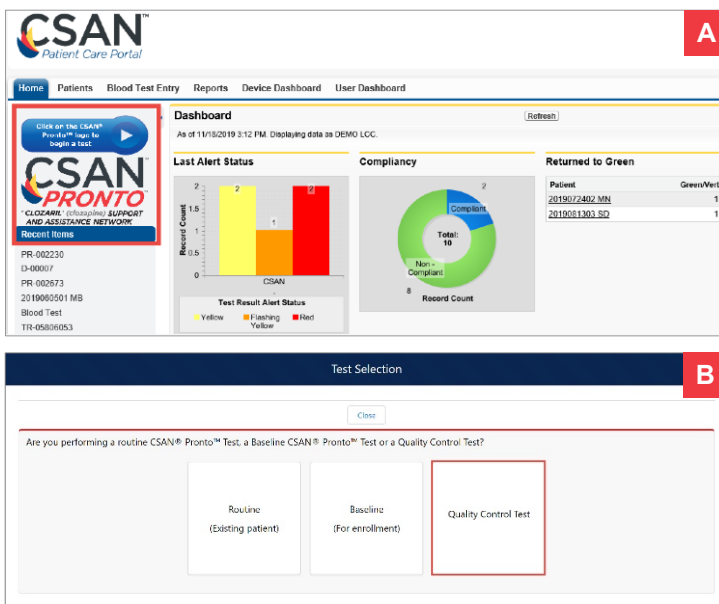
- Go to [www.clozaril.ca](http://www.clozaril.ca) to access the login page for the CSAN Patient Care Portal®
- Enter your username and password and click “Login”
- To obtain a username and password, contact CSAN® at 1-800-267-2726



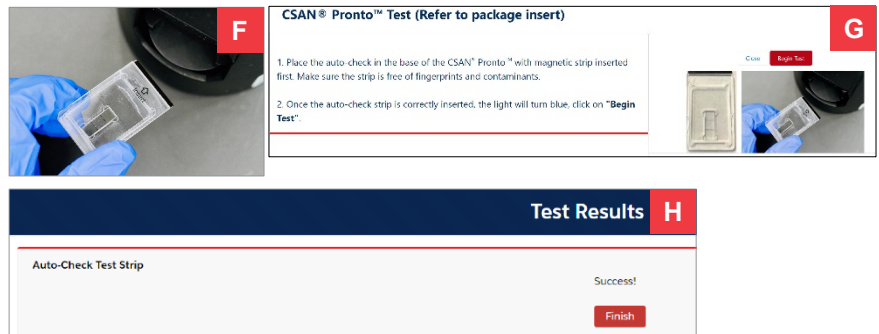
### 3. RUNNING A CSAN® PRONTO™ AUTO-CHECK STRIP TEST

- Click on the CSAN® Pronto™ logo on the sidebar
- Click on “Quality Control Test”
- Select “Auto-Check Test Strip”
- Select the device and click “Next”
- Enter the CSAN® Pronto™ Auto-Check Strip lot #

- Make sure the magnetic strip of the CSAN® Pronto™ Auto-Check Strip is inserted first into the device with the “Insert” and arrow icon facing upwards. Make sure the strip is free of fingerprints and contaminants by handling the strip from each side
- Once the CSAN® Pronto™ Auto-Check Strip is correctly inserted, the light will turn blue. Click on “Begin Test”



H. When all three levels have been analyzed, the test results (“Success” or “Failure”) will appear. All three levels must pass to obtain a successful test. Click on “Finish”



## 4. CSAN® PRONTO™ AUTO-CHECK STRIP TEST RESULTS

Result values are available on the device manager dashboard. Each result record includes a low, normal, and high level of being done. Each level includes the values returned and corresponding range along with pass confirmation.

Pronto Result Detail			
PR	PR-019960	Owner	CSAN
Control Material ID	47	Record Type	Auto Check Test Strip
Test Strip Lot #	00014	Friendly Name	Stephanie #1
Test Start Time	28/05/2021 12:40 PM	Device	D-00151
Test Completed	28/05/2021 12:47 PM	Device Location	
Test Time Used (Minutes)	7	Error Message	
Job Status		24 Hours No Results	<input type="checkbox"/>
▼ Level 1 (Low)			
Job ID	179953	Status	Completed
WBC Range	2.1 - 3.9	Neut% Range	30% - 50%
WBC Value	3.50	Neut% Value	35.00%
WBC Passed	Yes	Neut% Passed	Yes
▼ Level 2 (Normal)			
Job ID	179954	Status	Completed
WBC Range	7 - 10.1	Neut% Range	51% - 70%
WBC Value	8.40	Neut% Value	58.00%
WBC Passed	Yes	Neut% Passed	Yes
▼ Level 3 (High)			
Job ID	179955	Status	Completed
WBC Range	20.2 - 24.4	Neut% Range	71% - 90%
WBC Value	22.60	Neut% Value	79.00%
WBC Passed	Yes	Neut% Passed	Yes
Created By	CSAN, 28/05/2021 12:40 PM	Last Modified By	CSAN, 28/05/2021 12:47 PM

The CSAN® Pronto™ device has now passed all assessments for a high-resolution capability test to process critical features with dimensions larger than 3 µm.

## 5. CSAN® PRONTO™ AUTO-CHECK STRIP STORAGE, MAINTENANCE, AND CLEANING

**Storage and maintenance:** To maintain proper functionality of the CSAN® Pronto™ Auto-Check Strip, storage conditions should not vary outside a temperature range of 15–30 °C nor exceed 60% humidity. The device should be stored in the packaging provided with the CSAN® Pronto™ Auto-Check Strip.

**Cleaning:** To remove fingerprints and contaminants, the cover glass can be cleaned with an alcohol wipe.



HLS Therapeutics Inc.  
10 Carlson Court, Suite 701  
Etobicoke, Ontario  
M9W 6L2  
[www.hlstherapeutics.com](http://www.hlstherapeutics.com)



CLOZARIL, CSAN, and CSAN Patient Care Portal + Design are all registered trademarks of Novartis AG. Pronto is a trademark of HLS Therapeutics Inc. All rights reserved. © Copyright 2021 HLS Therapeutics Inc.

Date: May 18, 2021 Product Code: 80301207  
HLS Artwork control number: 2021HLS009

MLR NS 20210608 E COM